




# CONNECTIONS

News and Information from OUC—The *Reliable One* | NOVEMBER 2015

## INSIDE

*Holiday Efficiency Tips  
Beware of The Holidangers  
Keep it Bright. Report A Light.  
Help Someone - Project CARE  
Red Cross Fire Safety*

## Tips For an Energy-Efficient Holiday Season in the Kitchen



*Resist the temptation to open the oven door to peek at what's cooking.*

The kitchen is often the busiest room in the house – especially during the holidays! Although your appliances may be working overtime, there are ways to keep spirits high and your energy bills low:

- Resist the temptation to open the oven door to peek at what's cooking. Most modern ovens have a tempered glass window, so simply turn on the oven light and peek through the glass. That's what it's there for!
- Don't be afraid to cook several dishes in the oven at once. Just leave enough room for heat to circulate around each dish.
- Clean your stovetop burners and reflectors regularly. Clean burners and reflectors distribute heat more efficiently and save energy.
- Use your microwave as much as possible. Fast and efficient microwaves use nearly 50 percent less energy than conventional ovens.
- Since turkeys and hams typically slow roast for hours, there's no need to preheat the oven.
- Keep your freezer and refrigerator doors closed as much as possible. These appliances are among the largest energy consumers in your home, often accounting for as much as 15 percent of your total usage!

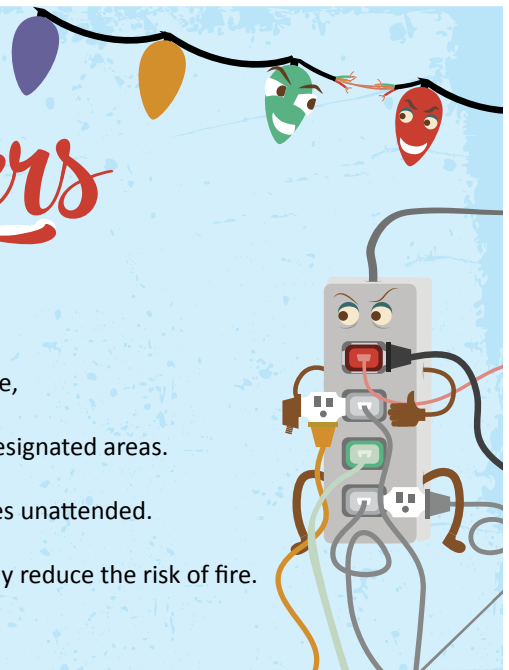
## Beware of *The Holidangers*

The holidays are the most wonderful time of the year, and OUC wants to help you keep it that way!

Follow these tips to celebrate smart:

- Inspect strands of holiday lights before you put them up. To prevent fire, discard any strands with frayed or loose wires.
- Use decorative lights rated for "indoor" and "outdoor" only in those designated areas.
- Turn off all decorations before you leave home or go to bed.
- Keep candles away from trees and draperies, and never leave lit candles unattended.
- Be careful not to overload extension cords and electrical outlets.
- Consider switching to LED lights. They're more efficient and significantly reduce the risk of fire.

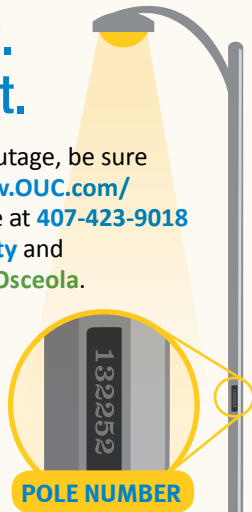
Check out [www.ouc.com/holidaysafety](http://www.ouc.com/holidaysafety) for more!



## Keep it Bright. Report A Light.

If you spot a streetlight outage, be sure to report it online at [www.OUC.com/streelightout](http://www.OUC.com/streelightout) or by phone at **407-423-9018** in **Orlando/Orange County** and **407-957-7373 St. Cloud/Osceola**.

It's simple! Just jot down the number embossed or printed on the light pole, the nearest street address and a short description of the problem.



## Help Someone In Need Through Project CARE



Making ends meet during the holidays can be very difficult for some families. With your support, **OUC's Project CARE** can provide emergency assistance to those who have experienced a recent personal or family crisis that has placed them in danger of losing their utility service. For every dollar donated, OUC contributes two dollars to the program.

Go to [www.OUC.com](http://www.OUC.com) to contribute or call **407-423-9018** in **Orlando/Orange County**. OUC customers in need of assistance should call the United Way at 2-1-1.

CENTRAL FLORIDA COMMUNITY ARTS | A NONPROFIT ARTS ORGANIZATION | PRESENTS

# CFCArts Community Choir & Symphony Orchestra

# Christmas in Toyland

**Thursday, 12/10 7:30 PM & Friday, 12/11 7:30 PM**  
[WWW.CFCARTS.COM/EVENTS](http://WWW.CFCARTS.COM/EVENTS) TICKETS AVAILABLE NOW | \$10 IN ADVANCE



## Smoke Alarms Save Lives

Seven times a day, someone in the U.S. dies in a home fire, but smoke alarms cut the risk of death in half. Last year, the American Red Cross launched a five-year campaign to reduce the number of home fire deaths and injuries by 25 percent. The Red Cross is asking every household in America to join in the effort by following these simple steps:

- Check smoke alarm batteries. Check your smoke alarms once a month, and change batteries at least once a year unless your alarm has a 10-year lithium battery.
- Install smoke alarms. Put one on every level of the home, inside bedrooms and outside sleeping areas.
- Practice an escape plan. Make sure everyone in the family knows how to get out of every room and how to get out of the home in less than two minutes.

To learn more about the Red Cross home fire campaign visit [www.redcross.org/firesafety](http://www.redcross.org/firesafety)

Para ver esta edición de *OUConexión*, por favor vaya en línea a [espanol.ouc.com](http://espanol.ouc.com).



ORLANDO UTILITIES COMMISSION  
RELIABLE PLAZA • 100 W. Anderson Street • Orlando, FL 32801  
Tel: 407-423-9018 • [www.ouc.com](http://www.ouc.com)

