

### Sample OUC Electric Costs

Your electric meter on April 1:	<b>71,506</b>
Your electric meter on May 1:	<b>73,256</b>
Your usage for the month:	<b>1,750 KWH</b>
Base Charge for the first 1,000 Kilowatt Hours: 1,000 x 6.9¢ per Kilowatt Hour	<b>\$69.00</b>
Fuel Charge for the first 1,000 Kilowatt Hours: 1,000 x 4.2¢ per Kilowatt Hour	<b>\$42.00</b>
Base Charge for additional Kilowatt Hours: 750 x 7.9¢ per Kilowatt Hour	<b>\$59.25</b>
Fuel Charge for additional Kilowatt Hours: 750 x 5.2¢ per Kilowatt Hour	<b>\$39.00</b>
<b>Total Usage for the Month:</b>	<b>\$209.25</b>

### Sample OUC Water Costs *(Based on in-city water rates)*

Your water meter on April 1:	<b>103,100</b>
Your water meter on May 1:	<b>108,100</b>
Your usage for the month:	<b>5,000 Gallons</b>
Water Charge for the first 3,000 Gallons: 3,000 x 0.634¢ per Gallon	<b>\$1.90</b>
Water Charge for the next 4,000 Gallons: 2,000 x 1.077¢ per Gallon	<b>\$2.16</b>
<b>Total Usage for the Month:</b>	<b>\$4.06</b>



### NOW ON DVD . . . THE OUC HOME ENERGY SURVEY

Looking for practical solutions to reduce your utility bill? Get the facts about the most common home energy and water myths — and more — just by watching our Energy and Water Conservation DVD. We'll walk you through a “do-it-yourself” energy and water guide for your home — in English or Spanish — that will help you save money . . . and keep your home comfortable at the same time.

**TO ORDER CALL:**  
**407.423.9018 IN ORLANDO**  
**407.957.7373 IN ST CLOUD**



Orlando Utilities Commission  
100 West Anderson Street Orlando, Florida 32801  
www.ouc.com



## HOW TO READ YOUR METERS

*Take Control of Your  
Energy and Water Savings*



**MAKE your MARK.**

### Monitor Your Usage And Save

By learning to read your OUC meters, you can take control of how much energy and water your household uses each month. Simply by taking periodic readings, you can see when your personal “peak” usage may be and what appliances or applications may use more electricity or water than you think.

#### Reading Your Meters

Depending on where you live, you may have a different style of meter. Units with digital displays make taking a reading simple — just copy the number as it reads on the meter. If your meter has dials, see inside for instructions on how to take an accurate reading.

#### Keep a Daily Scorecard

Read your meters at the same time each day, preferably once a week. Keep track of the KWH or gallons used and compare it your previous readings to determine how it fluctuates depending on how your household uses water or appliances.

#### To Calculate Your Electric and Water Costs

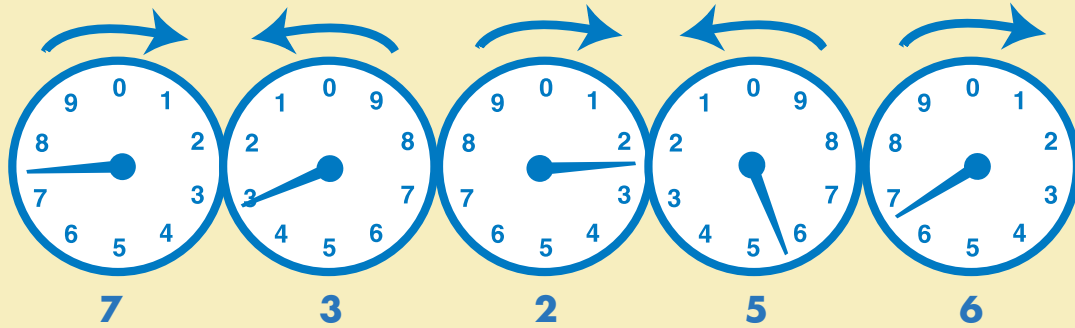
To determine your electric or water costs over a day, week or month, take two readings over a period of time and use the formulas below.

To find your current OUC water and electric rates, visit [www.ouc.com](http://www.ouc.com). Please note that your rates will differ depending on how much energy or water you used (also known as “tiered rates”), who your utility provider is for each service, and where in Central Florida you live.

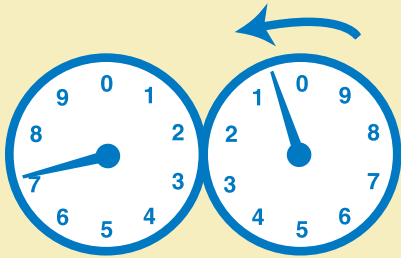
**IF YOU HAVE ANY QUESTIONS ABOUT  
READING YOUR METER, VISIT OUC ONLINE AT  
[WWW.OUC.COM](http://WWW.OUC.COM) OR CALL OUC CUSTOMER  
SERVICE AT **407.423.9018.****

## How to Read Your OUC Electric Meter

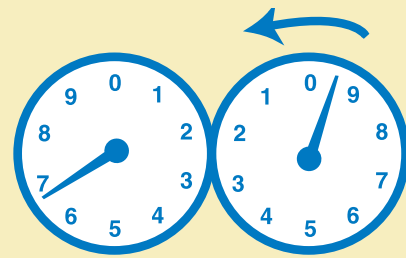
1. Notice that some hands turn right and some turn left.



2. If a hand is directly on a number, you may be uncertain whether to write down that number or the next lower number. Here's what to do:



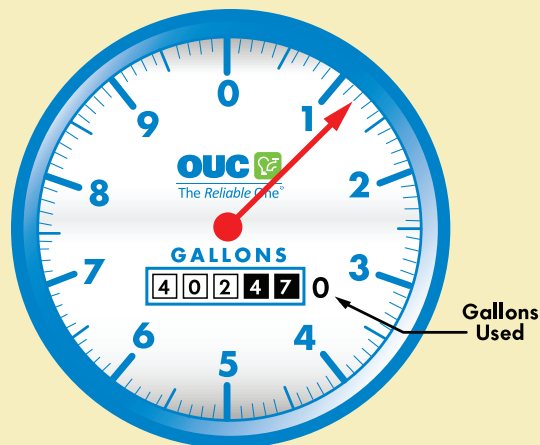
Look at the next dial to the right. If the hand on the right has passed **0**, write down the number to which the hand on the left is pointing. In this case, it is a **7**.



If the hand on the right has not passed **0**, write down the next lower number. In this case, it is a **6**.

## How to Read Your OUC Water Meter

1. First locate your meter and open the cover.
2. If the meter inside is covered by silt, sand or surface water, uncover and open the small metal lid on top of the meter.
3. Clean off meter glass so you can see dial clearly.
4. After recording your reading, make sure all water is turned off both inside and outside the house.
5. Look very carefully at the red pointer to see if it is moving. If the pointer is moving, you may have a leak.



## Daily Energy Scorecard

Date	Reading	KWH ÷ #Days = kWh/day			Remarks
					Initial Reading

## Daily Water Scorecard

Date	Reading	Gallons ÷ #Days = Gallons/day			Remarks
					Initial Reading

IF YOU HAVE QUESTIONS ABOUT READING YOUR METER, VISIT OUC ONLINE AT [WWW.OUC.COM](http://WWW.OUC.COM) OR CALL OUC CUSTOMER SERVICE AT 407.423.9018.