



Take Control Of Energy *Savings*

How To Read Your
Electric Meter
And Survey Your
Home's Energy &
Water Use

OU Customer
Connection

Monitor Your Energy Usage *And Save*



To monitor your electric usage, you should know how to read your meter accurately. Taking periodic readings will help you control your usage.


Sample of OUC electric meter



How To Read Your Electric Meter

Example #1

1. Notice that some hands turn right and some turn left.



This is your reading: 7

Kilowatt Hours


3

2


5

6

NOTE: If a hand is directly on a number, you may be uncertain whether to write down that number or the next lower number. Here's what to do:



2. Look at the next dial to the right.
If the hand on the right has passed 0,
write down the number to which the
hand on the left is pointing.
In this case, it is a 7.



3. If the hand on the right has not
passed 0, write down the next lower
number. In this case, it is a 6.

Example #2

Now look at a tougher reading.



This is your reading: 7

Kilowatt Hours

3

9

8

8

To Calculate Your Electric Costs:

From the new reading 73988 (Example #2)

Subtract the previous reading . . -73256 (Example #1)

Your usage is 732 Kilowatt Hours

Multiply that number by the cost

of electricity X 8¢ Per Kilowatt Hour

Your Approximate Electric Cost = \$58.56

Daily Kilowatt-Hour Scoreboard

Read the meter at the same time each day – preferably once a week, or at least once a month. Keep track of the KWH use and compare it to previous consumption to determine how it fluctuates depending upon what you do.

If You Have Questions
About Reading Your Meter,
Call The *OU* Customer Connection

407.423.2378



The Reliable One[®]

Orlando Utilities Commission

500 South Orange Avenue Orlando, Florida 32801

Web site: www.ouc.com